


FORMATIVE ASSESSMENT &











SCHOODOLOGY

SESSION SCHEDULE

- ▶ First 30 Minutes: Introduction to strategies & tools
- ▶ Second 30 Minutes: Schoology Overview
- ▶ Final 30 Minutes: Exploration & Questions

SCHOODOLOGY TOOLS

 **Add Materials** ▾ **Options** ▾

-  Add Folder
-  Add Assignment
-  Add Test/Quiz
-  Add File/Link/External Tool
-  Add Discussion
-  Add Page
-  Add Media Album
-  Add Package
-  Import from Resources
-  Find Resources

FORMATIVE ASSESSMENT STRATEGIES

- ▶ Exit/Admit Slips
- ▶ Learning Logs
- ▶ Textual Response
- ▶ Graphic Organizers
- ▶ Visual Representations
- ▶ Discussion
- ▶ Constructive Quizzes



EXIT & ADMIT TICKETS

- ▶ Short written responses that gauge student learning
- ▶ Beginning or end of class
- ▶ Should take only a few minutes



1. Create assignments or quizzes to function as exit and admit tickets.
2. If you'd like the whole class to see, use the discussion feature.

LEARNING LOGS


- ▶ Journal used for student reflection
- ▶ Ask students to record what they know, how they came to understand, and/or questions they have
- ▶ Schedule weekly or by unit



1. Guide student responses with specific questions about their learning
2. Ask students to respond to the unit's Essential Question(s)
3. Have students record their journals using the assignment feature.
4. To foster a sense of communal learning, use the discussion feature.

TEXTUAL RESPONSE

- ▶ Students read short excerpts or articles and respond personally and/or answer questions about the text
- ▶ Responses can be about the content or about the reading process



1. Use the test/quiz feature to create a series of questions that can be used with any text
2. Use the discussion feature, so students can compare their responses with others' responses
3. Make it timed and in-class to ensure students are providing their own responses

GRAPHIC ORGANIZERS


- ▶ Helps students organize thoughts and shows connections between ideas
- ▶ Endless varieties—Google or create your own
- ▶ Schoology functions as the digital storage location—paperless; can never be lost; proof of completion



On an iPad, students can download to a .pdf editing app, complete, and upload back to Schoology as an assignment.

VISUAL REPRESENTATIONS

- ▶ Requires students find a nonlinguistic representation of an idea
- ▶ Additional layer of learning/remembering
- ▶ Great for vocabulary



Use the media album feature and allow students to upload photos related to terms or concepts.

DISCUSSIONS


- ▶ Start with a textual analysis question, a debatable topic, or other similar open-ended prompt
- ▶ Students post responses for the class to see
- ▶ Can also require that students constructively comment on other students' responses



1. Use the discussion feature
2. Require students to post before seeing any of the responses
3. Assign for homework and highlight a few interesting responses during the following class

CONSTRUCTIVE QUIZZES

- ▶ Short quizzes that assess students' knowledge of the day's lesson
- ▶ Not formally graded
- ▶ Students receive instant feedback



1. Use the test/quiz feature and choose setting to allow students to see the correct answers once they have finished
2. Add explanations, so students have more than just the correct answer